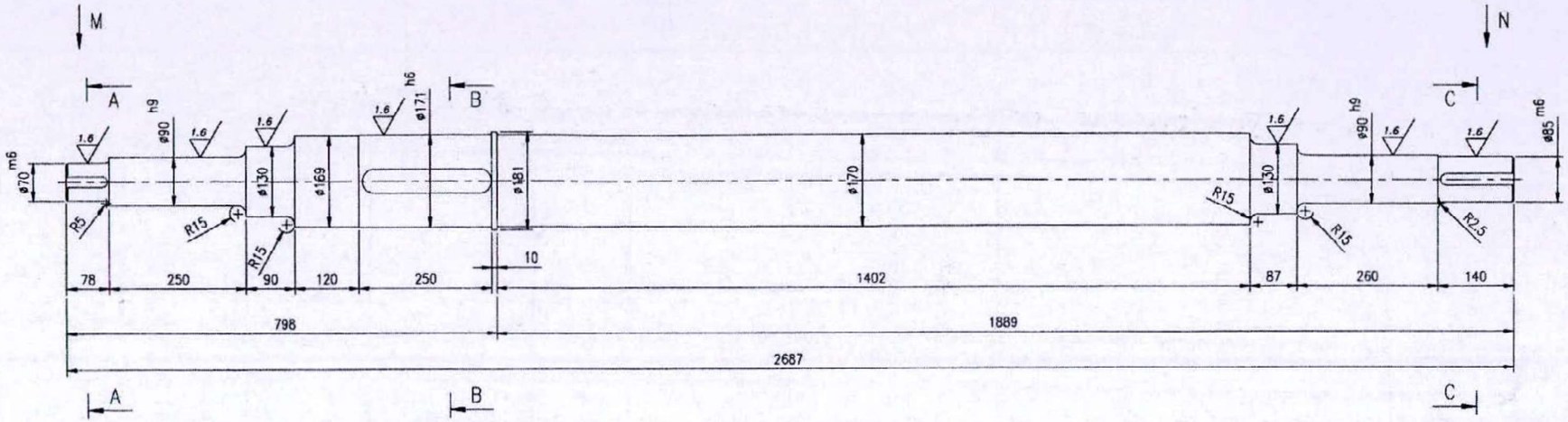

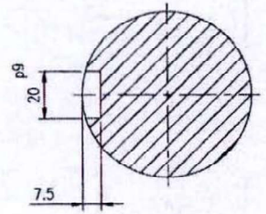

SEC.: A-A

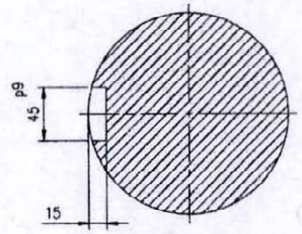

SEC.: A-A

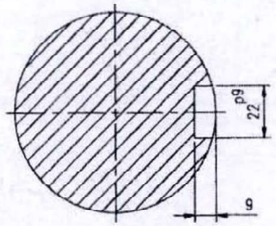

SEC.: A-A

3.2 (1.6)

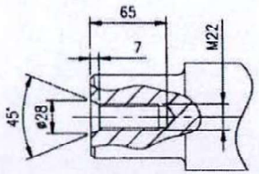

VIEW: M

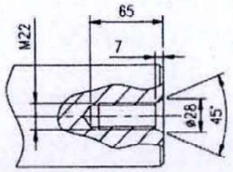

VIEW: N

			انحراف مجاز :	نام مدل دستگاه:	کد کارت انبار:	کد نقشه مرجع:	25 CD 4
				تاریخ	نام		
				۱۴۰۳/۱۱/۰۳ رسم	م.علی حسینی		
				کنترل			
				تایید			
REV.	DATE	DESCRIPTION		کد نقشه: W.C.C-1129			
SHEET OF		1/1		کد محل استقرار: (FLS CODE)			
SCALE:		SIZE:		UNIT:	QTY.		

PM code:

کارخانه سیمان خاکستری ساوه (زرند)
(شرکت سهامی عام)

نام نقشه: SHAFT ID FAN

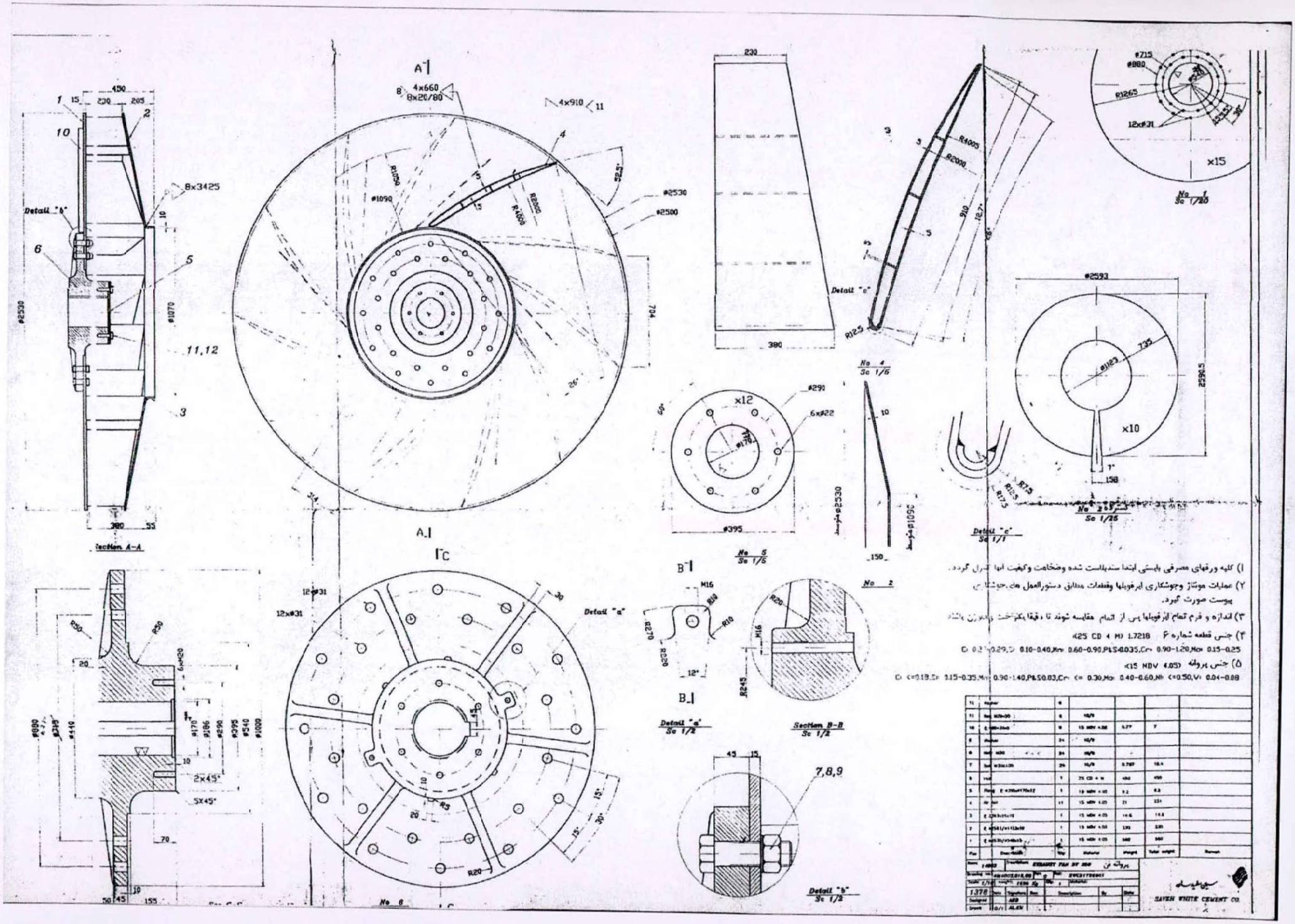

۱) کلیه ورقهای مصرفی بایستی ابتدا سندبلاست شده وضخامت وکیفیت آنها کنترل گردد.

۲) عملیات موتاژ وجوشکاری ایرفویلها وقطعات مطابق دستورالعمل های جوشکاری پیوست صورت گیرد.

۳) اندازه و فرم تمام ایرفویلها پس از اتمام مقایسه شوند تا دقیقا یکنواخت و یکسان باشند.

۴) جنس قطعه شماره ۶ St 52 CD 4 MJ 1.7218

C: 0.3[illegible]-0.29, Si: 0.10-0.40, Mn: 0.60-0.90, P&S≤0.035, Cr: 0.90-1.20, Mo: 0.15-0.25

۵) جنس پروفیل St 37 NDV (0.05)

C: <=0.18, Si: 0.15-0.35, Mn: 0.90-1.40, P&S≤0.03, Cr: <= 0.30, Mo: 0.40-0.60, Ni: <=0.50, V: 0.04-0.08

11	Washer	6					
11	Nut M20-30	6	St 5/9				
10	Bolt M24x30x0	6	St 5 NDV 4.06	0.27	7		
9	Washer	24	St 5/9				
8	Nut M30	24	St 5/9				
7	Bolt M36x130	24	St 5/9	0.787	18.4		
6	Hub	1	25 CD 4 N	482	450		
5	Ring E 4350x1750x12	1	St 5 NDV 4.05	3.2	3.2		
4	Rib Rot	11	St 5 NDV 4.05	21	231		
3	E 1250x1x1-12	1	St 5 NDV 4.05	14.6	14.6		
2	E 4350/4112x30	1	St 5 NDV 4.05	130	130		
1	E 4350/4112x30	1	St 5 NDV 4.05	360	360		
Pos	Designation	Qty	Material	Weight	Total weight	Remark	

Name: 1.0000 Description: EXHAUST FAN DF 350 پروانه فن

Drawing No: 6000C2.018.00 Part No: SWC117B001

Scale: 1/10 Weight: 1696 Kg Qty: 1 Material:

1370 Date: Signature: Rev. Description: By: Date:

Designed: AEB

Drawn: 10/1 ALEX

SAVEH WHITE CEMENT CO.

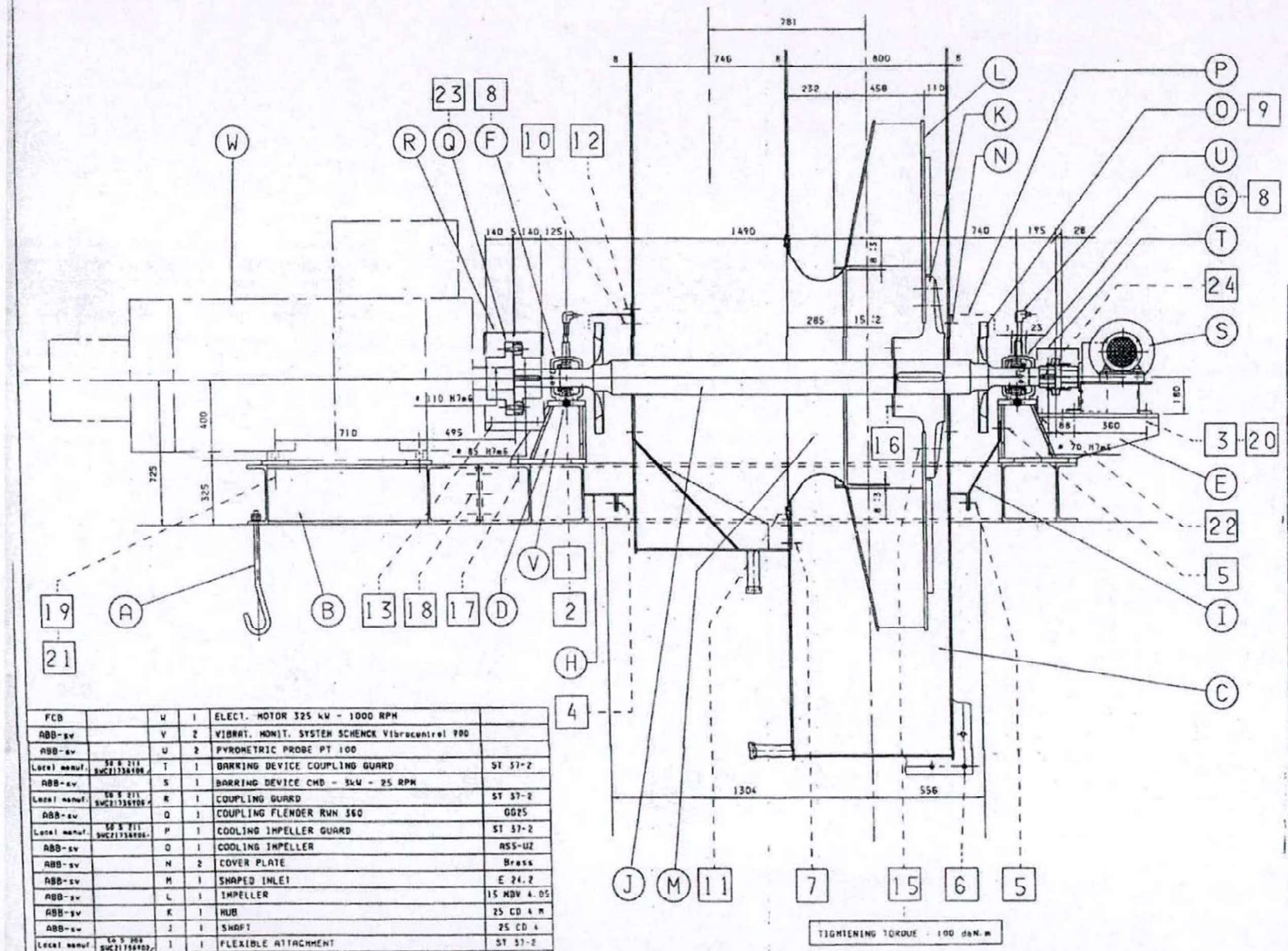

FCB		W	1	ELECT. MOTOR 325 kW - 1000 RPM	
ABB-sv		V	2	VIBRAT. MONIT. SYSTEM SCHENCK Vibracontrol 980	
ABB-sv		U	2	PYROMETRIC PROBE PT 100	
Local manuf.	50 S 213 SWC21736908	T	1	BARRING DEVICE COUPLING GUARD	ST 37-2
ABB-sv		S	1	BARRING DEVICE CMD - 3kW - 25 RPM	
Local manuf.	50 S 211 SWC21736906	R	1	COUPLING GUARD	ST 37-2
ABB-sv		Q	1	COUPLING FLENDER RWN 360	GG25
Local manuf.	50 S 211 SWC21736906-	P	1	COOLING IMPELLER GUARD	ST 37-2
ABB-sv		O	1	COOLING IMPELLER	ASS-UZ
ABB-sv		N	2	COVER PLATE	Brass
ABB-sv		M	1	SHAPED INLET	E 24.2
ABB-sv		L	1	IMPELLER	15 NDV 4.05
ABB-sv		K	1	HUB	25 CD 4 M
ABB-sv		J	1	SHAFT	25 CD 4
Local manuf.	50 S 209 SWC21736902/	I	1	FLEXIBLE ATTACHMENT	ST 37-2
Local manuf.	50 S 209 SWC21736902/	H	1	RIGID ATTACHMENT	ST 37-2
ABB-sv		G	1	FREE BEARING SNH 520 TG - Bearing 22220 EK/C3 Sleeve H320	Replacement 6620
ABB-sv		F	1	THRUST BEARING SNH 520 TG - Bearing 22220 EK/C3 Sleeve H320 - 2 Locking rings FRB 17/180	
Local manuf.	50 S 209 SWC21736902/	E	1	FREE BEARING AND BARRING DEVICE PEDESTAL	ST 37-2
Local manuf.	50 S 209 SWC21736902/	D	1	THRUST BEARING PEDESTAL	ST 37-2
Local manuf.	50 S 208/209-1 SWC21736902/903	C	1	CASING	ST 37-2
Local manuf.	50 S 210 SWC21736903	B	1	BASE FRAME	ST 37-2

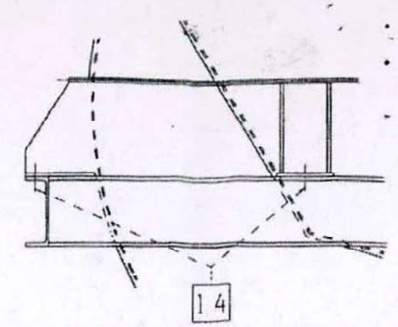

DATE	OBSERVATIONS	DRAWN BY	VERIFIED BY
18-10-93	1st Issue		

ORDER No : 18-07-00510 Page : 01/11 ITEM : 040-03 SCALE :

CUSTOMER: FCB SAVEH

DESIGNATION: EVS FAN DV 250
ARRGT : 3TS8A DR. : LG 325
SECTIONAL DRAWING

ABB ASEA BROWN BOVERI
ABB Solyvent-Vente
DRAWING No : 50 S 207

SAVEH WHITE CEMENT CO

ISLAMIC REPUBLIC OF IRAN

500 TPD WHITE CEMENT PLANT

RA = SURFACE ROUGHNESS

RA √ RUGOTEST LCA NF E 05-051

IND	DATE	DESIGNED BY	VERIFIED BY	VIEW BY	
G					
F					
E					
D					
C					
B					
A	18/10/93				First issue

GROUP 040 — PLANT: PREHEATER AND KILN

ITEM 040-03 — EQUIPMENT: EXHAUST FAN DV 250

SCALE 1/10

SECTIONAL DRAWING

	DATE	NAME/MARK
DRAWN	18/10/93	
CHECKED	18/10/93	
APPROVED	18/10/93	

GROUPE FIVES-LILLE
Etablissement de LILLE

DEPART. DC1/DEC — DOCUMENT NUMBER NUMERO DE DOCUMENT