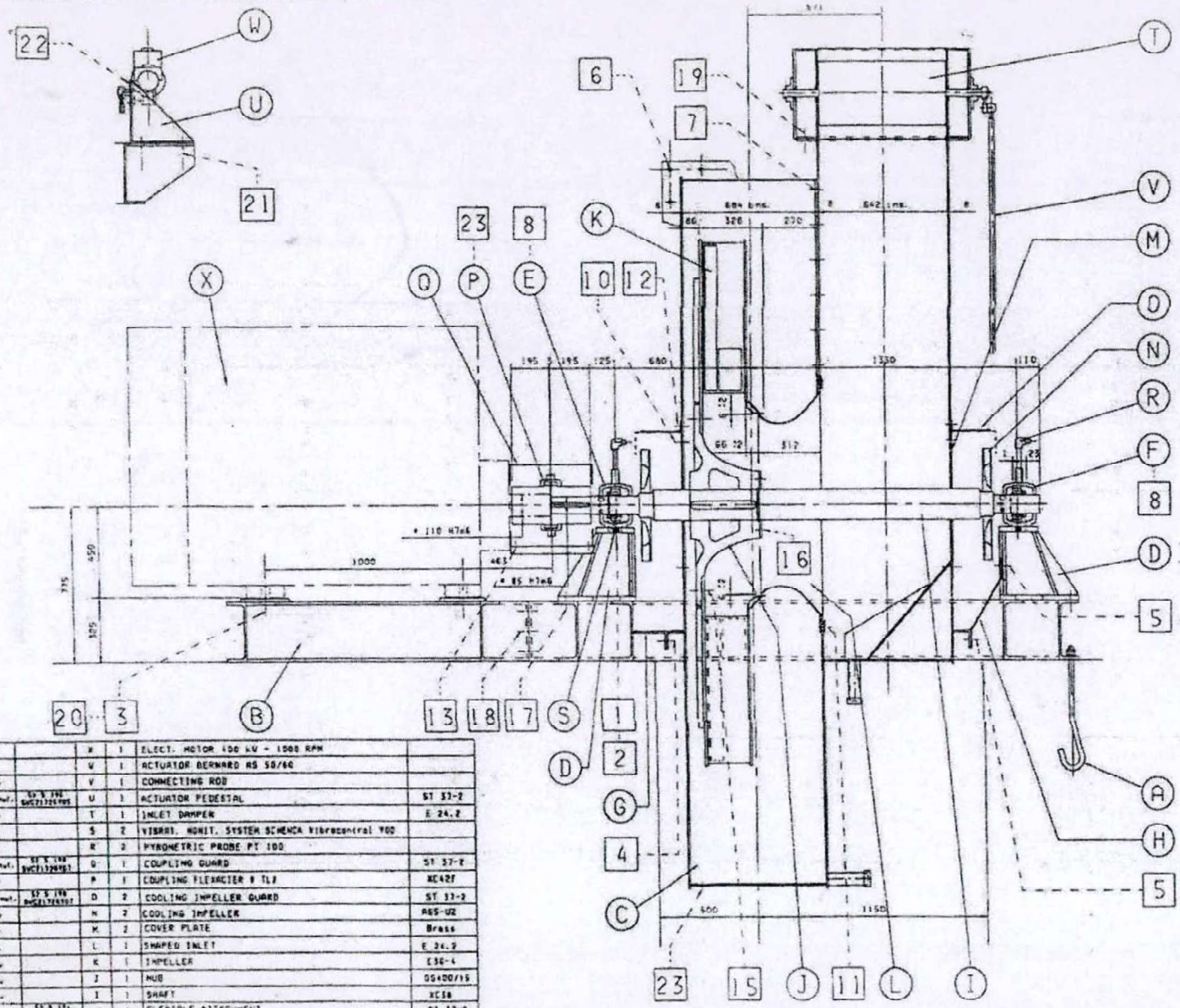

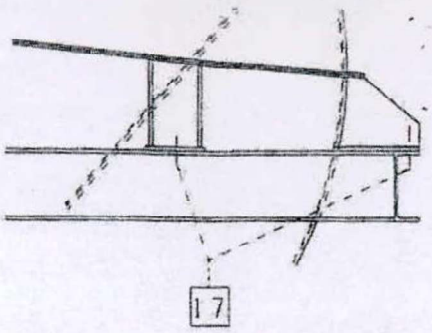

FCB		X	1	ELECT. MOTOR 400 kW - 1500 RPM	
FCB		W	1	ACTUATOR BERNARD RS 50/60	
ABB-sv		V	1	CONNECTING ROD	
Local manuf.	SV S 196 SWC21724905	U	1	ACTUATOR PEDESTAL	ST 37-2
ABB-sv		T	1	INLET DAMPER	E 24.2
ABB-sv		S	2	VIBRAT. MONIT. SYSTEM SCHENCK Vibrocontrol 900	
ABB-sv		R	2	PYROMETRIC PROBE PT 100	
Local manuf.	SV S 196 SWC21724903	Q	1	COUPLING GUARD	ST 37-2
ABB-sv		P	1	COUPLING FLEXACIER 8 TLZ	XC42F
Local manuf.	SV S 196 SWC21724907	O	2	COOLING IMPELLER GUARD	ST 37-2
ABB-sv		N	2	COOLING IMPELLER	ABS-U2
ABB-sv		M	2	COVER PLATE	Brass
ABB-sv		L	1	SHAPED INLET	E 24.2
ABB-sv		K	1	IMPELLER	C35-4
ABB-sv		J	1	HUB	GS400/15
ABB-sv		I	1	SHAFT	XC38
Local manuf.	SV S 196 SWC21724902	H	1	FLEXIBLE ATTACHMENT	ST 37-2
Local manuf.	SV S 196 SWC21724901	G	1	RIGID ATTACHMENT	ST 37-2
ABB-sv		F	1	FREE BEARING SNH 520 TB + Bearing 22220 EK Sleeve H320	Bearing/Sleeve GS20
ABB-sv		E	1	THRUST BEARING SNH 520 TB - Bearing 22220 EK Sleeve H320 + 2 Locking rings FRB 12/180	
Local manuf.	SV S 196 SWC21724904	D	2	BEARING PEDESTAL	ST 37-2
Local manuf.	[illegible]	C	1	CASING	ST 37-2
Local manuf.	SWC21724[illegible]	B	1	BASE FRAME	ST 37-2
Local manuf.	SV S 196 SWC21724906	A	42	ANCHOR BOLT	ST 37-1

BOLTING REP.

FOR DETAILS and BOLT AND NUT WORKS LIST
SEE DWG SWC21724906

25-10-95	Iss. Issue			A
DATE	REMARKS	DRAWN BY	VERIFIED BY	REV.

DRAWN No : 18-07-00510 Page 02/11 ITEM : 025-34 SCALE : 1/10

CUSTOMER: FCB SAVEH

EQUIPMENT: RAW MILL FAN HF 3S - 257
ARRGT : 3TS8A DR. : RD 550
SECTIONAL DRAWING

ABB
ABB Solyvent-Ventec

DRAWING No : 52 S 193

SAVEH WHITE CEMENT CO

ISLAMIC REPUBLIC OF IRAN

500 TPD WHITE CEMENT PLANT

Ra = SURFACE ROUGHNESS

Ra √ RUGOTEST LCA NF E 05-051

REV	DATE	REMARKS
G		
F		
E		
D		
C		
B		
A	25/10/95	First issue

GROUP 025 PLANT: RAW MATERIAL GRINDING AND TRANSPORT

ITEM 025-34 EQUIPMENT: EXHAUST FAN HF 3S - 257

SCALE 1/10

SECTIONAL DRAWING

	DATE	NAME/SIGN
DRAWN	25/10/95	[illegible]
CHECKED	25/10/95	[illegible]
APPROVED	27/10/95	[illegible]

DEPOSITS: DOCUMENT NUMBER / NUMBER OF DOCUMENT

GROUPE FIVES-FCB

M24
10x30°
85
80
2x45
10
6
17
R20
R20
6
85
80
M24
10x30°
3x45°
ø100
28 p9
237
175
195
43
110
ø106
ø118
ø120 s6
192
ø140
40
80
ø180
ø220
175
ø221 n6
192
50 p9
250
10
ø230
3445
ø220
1885
ø180
80
40
ø140
ø120 s6
192
ø118
ø106
110
43
42
4
12
M110x2

SEC A-A
SEC B-B
assembly view
SCALE 1:10
DETAIL A
SCALE 1:5
HARD FACEING
BACK VIEW
SCALE 1:20
HARDOX
SHEET OF 3/3
1:10
A2

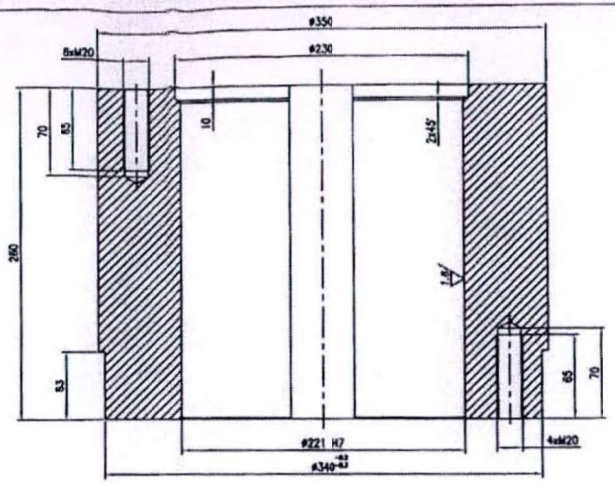

SEC A–A



SEC B–B

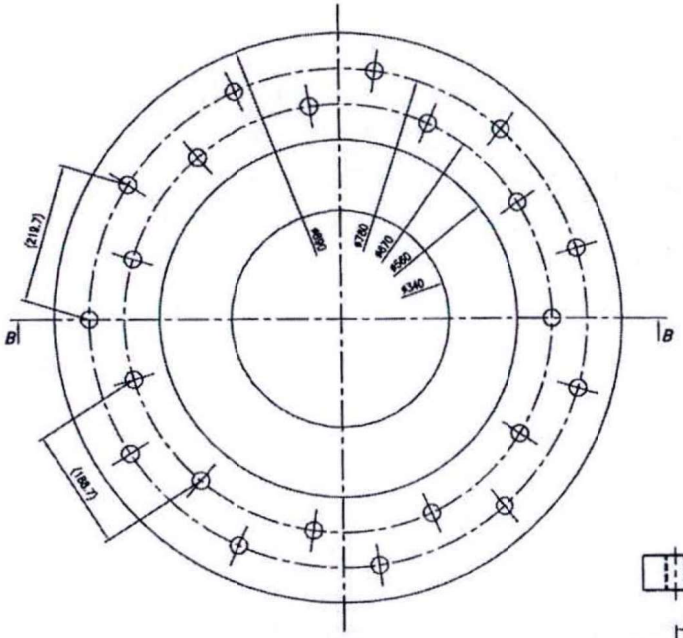

ITEM 2
SCALE 1:5

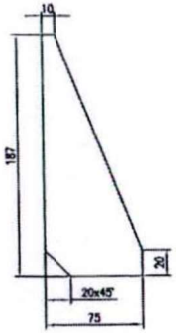

ITEM 3
SCALE 1:2.5
PL=14
QTY=6

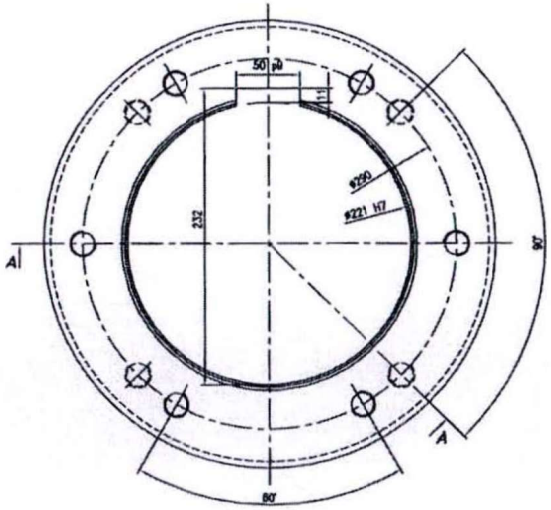

ITEM 1
SCALE 1:2.5

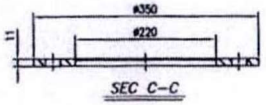

SEC C–C

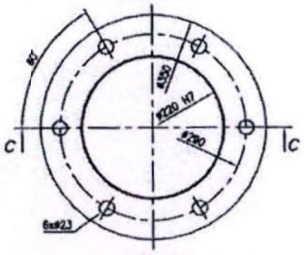

ITEM 4
SCALE 1:5

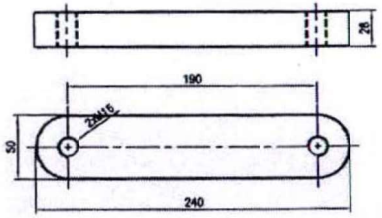

ITEM 5
SCALE 1:2.5

Note:
- –Keyway DIN6885 (ISO1084)
- –All chamfers without dimension are C1x45°
- –All sharpness edges must be removed.
- –Reference of general tolerance is DIN 7168(f)
  (Only for integers)

PM code:					

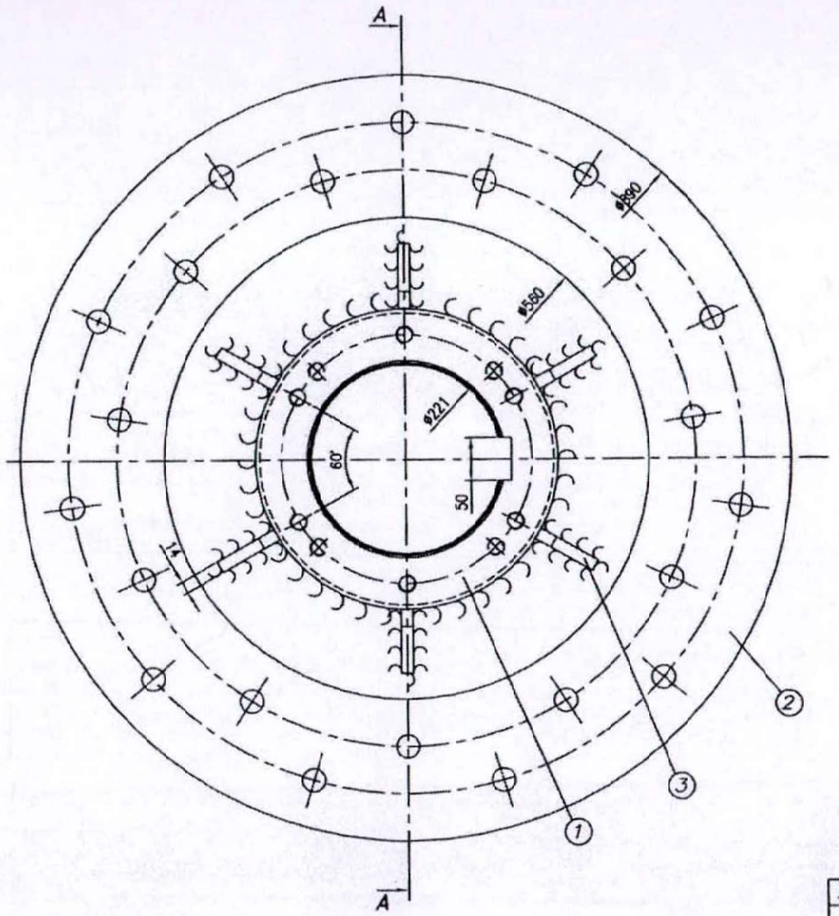

assembly view

SCALE 1:5

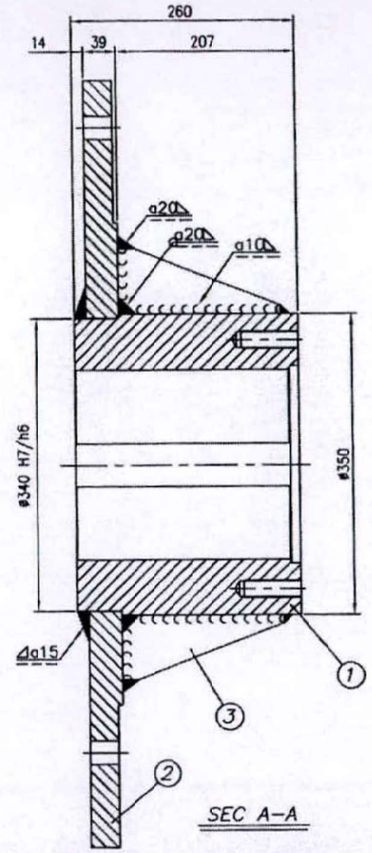

SEC A–A

PM code:

SEC A-A
B
B
SEC B-B
assembly view
SCALE 1:10
572
20
277
A
A
M24
M24
Ø340 H7/h6
Ø700
Ø1246
Ø1270
6
4
5
ITEM 6
SCALE 1:10
263
Ø350
Ø360
10
1:10
A2
SHEET OF
PN code

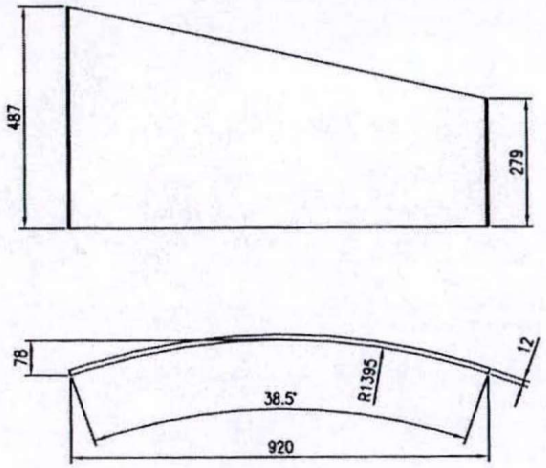

ITEM 7

SCALE 1:10

PL=12

QTY=11

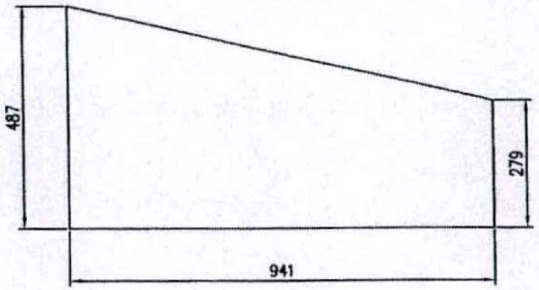

SPREAD ITEM 7

SCALE 1:10

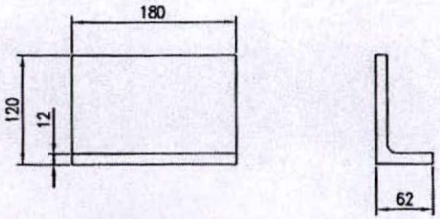

ITEM 6

SCALE 1:5

PL=12

QTY=11

Note:

-All sharpness edges must be removed.

-Reference of general tolerance is DIN 7168(m)

(Only for integers)

6.4

PM code:					



ITEM 1
SCALE 1:5

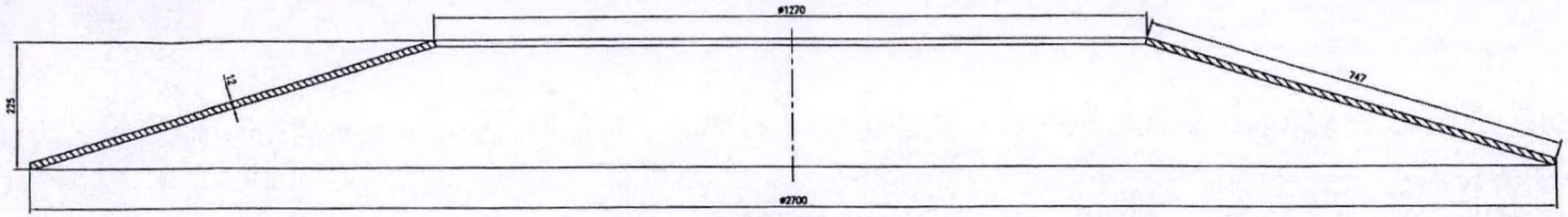

ITEM 2
SCALE 1:5

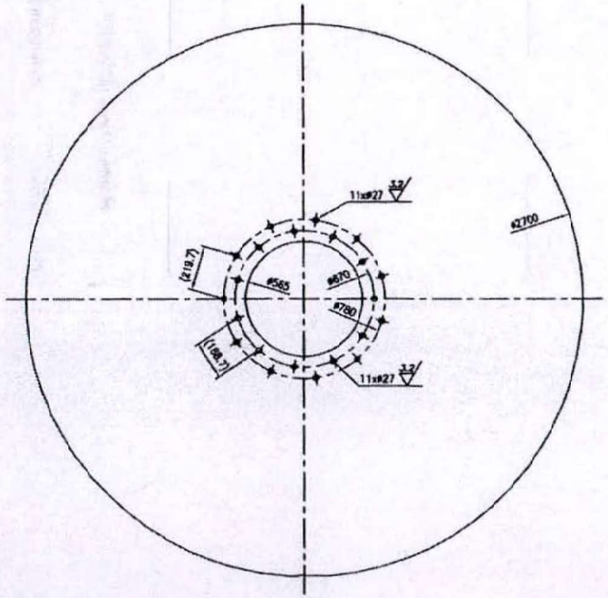

ITEM 3
SCALE 1:15
PL=20
QTY=1

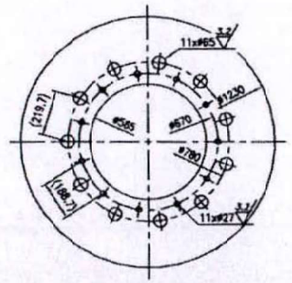

ITEM 4
SCALE 1:15
PL=12
QTY=1



ITEM 5
SCALE 1:5
PL=5
QTY=8

Note:
-All shorpness edges must be removed.
-Reference of general tolerance is DIN 7168(m)
(Only for integers)

PM code:							